



Jane Doe
1234 Race St
Anywhere, Co 12345

Clarity Report



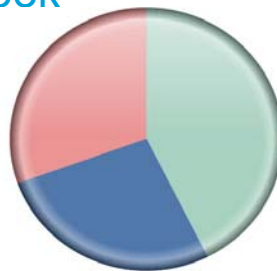
ASSUMPTIONS

current salary: \$68,667
 your contribution: \$2,747
 (4.0% of compensation)
 employer contribution: \$1,373
 (2.0% of compensation)
 current age: 33
 life expectancy: 83
 normal retirement age: 67
 (you will retire in 34 years, in 2049)
 balance as of 12/31/15: \$3,722
 projected retirement balance: \$415,197

Your Retirement Income Outlook

HOW MUCH WILL I NEED?

Based on your age and pay, you may need \$5,150 per month (90% of your pay) to maintain your lifestyle.



HOW MUCH CAN I SPEND AND NOT RUN OUT OF MONEY?

The money you are projected to have in your 401(k) account, combined with estimated Social Security, could provide a monthly income of up to \$3,580 without depleting your 401(k) nest egg.

Monthly Retirement Income Projection*

Projected Need		\$5,150
Retirement Income		\$3,580
Shortfall or "Gap"	30%	\$1,570
Social Security	43%	\$2,196
401(k) Withdrawals	27%	\$1,384

*All estimates shown on a monthly basis in today's dollars

What if I spend the \$5,150 per month needed to maintain my lifestyle?

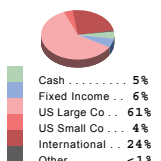
There is a **56%** chance that your 401(k) and estimated Social Security will provide you with enough money to maintain your lifestyle, through age 83. The rest of the time you run short.

What could change this outlook?

See back page for details.

Report generated on March 29, 2016

The most extreme positive outcomes have been eliminated in calculating the average balance projection. 401(k) withdrawals are calculated based on a 4% annual withdrawal from the median simulated portfolio value (\$415,197) at retirement (in today's dollars). This calculation is intended to complement the outcome of simulations by using an annual withdrawal rate which does not depend on any life expectancy assumptions. Social Security payments are projected to begin at Social Security's normal retirement age ("NRA") - or current age if beyond NRA - and increase by 3.5% per year. To project your chance of success, 600 possible outcomes have been calculated. Morningstar has provided returns based on historical data from 1926-2014 for cash, fixed income securities, and stocks. Prior to retirement the portfolio rebalances to the asset allocation shown at right. Upon retirement the portfolio is adjusted to 65% fixed income, 30% stock and 5% cash. Rebalancing occurs on an annual basis. Annual Inflation assumption: 3.5%. Annual Salary Increase assumption: 3.5%. Annual participant contributions for all accounts projected to continue at current percentage rates until retirement, increased by 3.5% for inflation each year. The impact of profit sharing, participant loans or distributions is not considered in all cases. Contribution amounts shown are based on available information. Current and future contributions are limited based on current IRS regulations. Your actual contribution amount may vary due to IRS or other limits or restrictions. Life expectancy is based on the IRS single life table in publication 590. Age is rounded up to the next year in determining life expectancy. Social Security is calculated using a proprietary formula. This information is educational and is not meant to constitute advice, and is not intended as an offer to sell or a solicitation of an offer to buy any security. All calculations are for illustrative purposes only. These illustrations and analyses are based on hypothetical simulations and in no way imply a guarantee of results. Your specific needs may vary. Results may vary with each use and overtime. Past performance does not guarantee future results. PPI cannot guarantee the accuracy of the data provided and shall not be responsible for any investment decisions made.





Suggestions for closing the gap

Current chance of maintaining your lifestyle: 56%
Current monthly income gap: \$1,570

SAVE MORE

Additional savings may increase your retirement income.

Increase 401(k) deferrals to 6% of salary.

Monthly savings increases by: \$114 (\$1,373/yr)

Chance of maintaining your lifestyle improves to: 68%

The monthly income gap is reduced to: \$1,137

SPEND LESS

You may need to live on less in retirement.

Plan to spend only 70% of current pay in retirement.

New monthly retirement income target: \$4,006 (\$48,067/yr)

Chance of maintaining your funding improves to: 80%

The monthly income gap is reduced to: \$426

RETIRE LATER

Grow your savings and Social Security benefits.

Retire two years later at age 69.

Monthly Social Security benefit: \$2,402 (\$28,824/yr)

Chance of maintaining your lifestyle improves to: 72%

The monthly income gap is reduced to: \$1,177



Act Now!

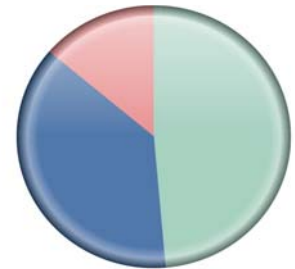
Apply smaller changes in combination. For example:

Save 5% of your pay, an additional \$57 per month (\$687/yr) for a total savings of \$3,433 per year.

Reduce your income need to 80% of your pre-retirement salary, \$54,933 per year (\$4,578/mo).

Retire one year later at age 68 and receive a higher annual Social Security payout of \$26,712.

These actions increase the chance of maintaining your lifestyle from 56% to 80%. Your retirement income outlook improves from \$3,580 to \$3,945 per month (\$47,340/yr).



Monthly Retirement Income Projection*

Projected Need		\$4,578
Retirement Income		\$3,945
Shortfall or "Gap"	14%	\$633
Social Security	49%	\$2,226
401(k) Withdrawals	38%	\$1,719

*All estimates shown on a monthly basis in today's dollars

Explore other options! Use the Choices App to find a plan that helps balance your goals for tomorrow with your lifestyle today. Go to <http://www.nestup.com>

You are under no obligation to accept any of the information provided. The information provided is not investment advice or financial advice. Risk, fluctuations in the financial markets, and other factors involved in all investments may cause your account to decline in value. The performance of your investment may also differ depending on how and when your money was invested. An investment in a money market fund is neither insured nor guaranteed by the U.S. government, and there is no assurance that the fund will be able to maintain a stable net asset value. No other outside assets are taken into consideration in this report. This report includes several assumptions, including, but not limited to, the assumptions that an individual's salary will increase over time, that the individual will remain continuously employed by his/her current employer until retirement, any employer contributions will remain the same, all money remains in the plan until retirement, any and all fees associated with the plan remain constant. These assumptions are likely to change and therefore the actual retirement account values are likely to change.